


# Type SH 105 °C Radial Leaded Aluminum Electrolytic Capacitors

## 2000 Hour Long Life, Aluminum Electrolytic



Type SH is a radial leaded aluminum electrolytic capacitor with a +105 °C, 2000 hour long life rating. The SH is a high reliability product and is ideal for high quality applications that require long life in high temperatures environments.

### Highlights

- +105 °C
- 2000 hours - long life
- High reliability
- Available in T&R and ammo pack

### Specifications

<b>Capacitance Range:</b>	0.47 to 15,000 $\mu$ F
<b>Voltage Range:</b>	6.3 to 350 Vdc
<b>Capacitance Tolerance:</b>	$\pm$ 20%
<b>Operating Temperature Range:</b>	-40 °C to +105 °C (-25 °C for 160 to 350 Vdc)
<b>DC Leakage Current:</b>	After 2 minutes, 25 °C at rated voltage 6.3 to 100 Vdc $I = .001CV + 3 \mu$ A Max $\geq 160$ Vdc after voltage applied for 3 minutes $I = .03CV + 10 \mu$ A Max C = Capacitance in ( $\mu$ F) V = Rated voltage I = Leakage current in $\mu$ A

#### Dissipation Factor @ 120 Hz, +25 °C:

<b>WV (V)</b>	6.3	10	16	25	35	50	63	100	160-250	400-450
<b>DF(%)</b>	26	22	18	16	14	12	10	10	15	24

#### Ripple Multipliers for Voltage and Temperature:

Rated WVDC	Ripple Multipliers			
	60Hz	120Hz	1kHz	10kHz
6 to 25	0.80	1.0	1.1	1.2
35 to 100	0.75	1.0	1.3	1.4
160 to 250	0.70	1.0	1.4	1.6

Ambient Temperature	Ripple Multiplier
+105 °C	1.00
+85 °C	1.50
+70 °C	1.80

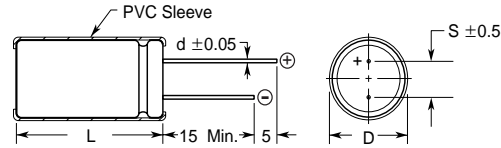
**Load Life Test:** Apply WVDC for 2000 hours at +105 °C  
Capacitance change within 20% of initial limit  
DF not to exceed 200% of initial requirement  
Leakage current meets initial limits

**Shelf Life:** 1000 hrs with no voltage applied  
Cap change within 20% of initial values  
DF  $\leq$  200% of initial requirements  
DC leakage current meets initial requirement

# Type SH 105 °C Radial Leaded Aluminum Electrolytic Capacitors

## Outline Drawing

### Outline Dimensions (Millimeters)



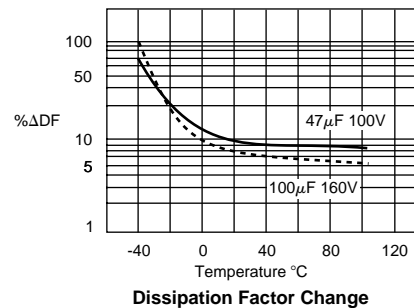
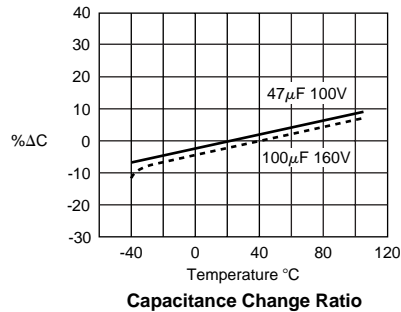
Case vented on diameters 6.3 and greater

Vinyl sleeve adds .5 Max. to diameter and 2.0 Max. to length

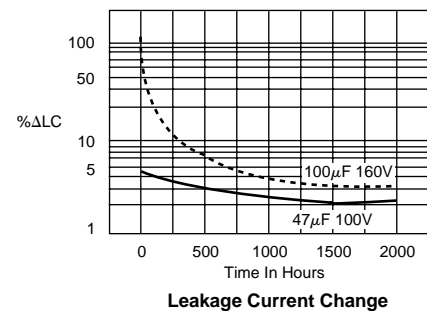
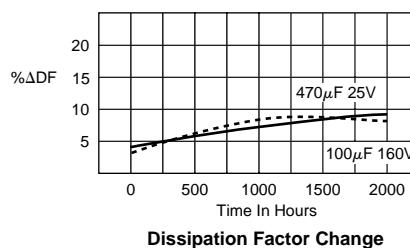
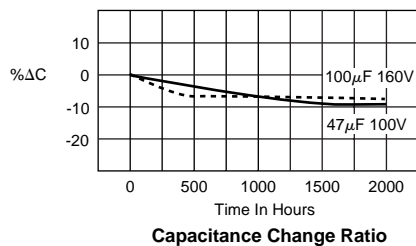
## Part Numbering System

SH	100	M	100	S	T
Type	Capacitance (μF)	Capacitance Tolerance (%)	Rated Voltage (Vdc)	Packaging	Lead Configuration
SH	1R0 = 1 100 = 10 101 = 100 102 = 1000	K = ±10 M = ±20	6R3 = 6.3 010 = 10 100 = 100	A = Tape & Ammo E = Different Characteristic R = Tape & Reel S = Standard	1 = Lead cut 2 = Lead form 4 = Lead crimp & cut (form) T = Standard

## Temperature Characteristics



## Load Life Characteristics



# Type SH 105 °C Radial Leaded Aluminum Electrolytic Capacitors

**Ratings**

**RoHS Compliant**

Cap ( $\mu$ F)	Catalog Part Number	Max ESR 120 Hz 25 °C ( $\Omega$ )	Max Ripple 120 Hz 105 °C (mA)	Size in. (mm)			
				Diameter (D)	Length (L)	Lead Space (S)	Lead Dia. (d)
<b>6.3 Vdc (8 Volts Surge)</b>							
47	SH470M6R3ST	7.34	65	.197 (5.0)	.433 (11.0)	.079 (2.0)	.0197 (0.5)
100	SH101M6R3ST	3.45	100	.197 (5.0)	.433 (11.0)	.098 (2.5)	.0197 (0.5)
220	SH221M6R3ST	1.57	165	.236 (6.0)	.433 (11.0)	.098 (2.5)	.0197 (0.5)
330	SH331M6R3ST	1.05	200	.315 (8.0)	.453 (11.5)	.138 (3.5)	.0236 (0.6)
470	SH471M6R3ST	0.73	280	.315 (8.0)	.453 (11.5)	.138 (3.5)	.0236 (0.6)
1000	SH102M6R3ST	0.35	470	.394 (10.0)	.472 (12.0)	.197 (5.0)	.0236 (0.6)
2200	SH222M6R3ST	0.17	930	.512 (13.0)	.787 (20.0)	.197 (5.0)	.0236 (0.6)
3300	SH332M6R3ST	0.12	1100	.512 (13.0)	.787 (20.0)	.295 (7.5)	.0315 (0.8)
4700	SH472M6R3ST	0.10	1320	.630 (16.0)	.984 (25.0)	.295 (7.5)	.0315 (0.8)
<b>10 Vdc (13 Volts Surge)</b>							
47	SH470M010ST	6.21	75	.197 (5.0)	.433 (11.0)	.079 (2.0)	.0197 (0.5)
100	SH101M010ST	2.92	110	.197 (5.0)	.433 (11.0)	.098 (2.5)	.0197 (0.5)
220	SH221M010ST	1.33	180	.236 (6.0)	.433 (11.0)	.098 (2.5)	.0197 (0.5)
330	SH331M010ST	0.88	255	.315 (8.0)	.453 (11.5)	.138 (3.5)	.0236 (0.6)
470	SH471M010ST	0.62	305	.315 (8.0)	.453 (11.5)	.138 (3.5)	.0236 (0.6)
1000	SH102M010ST	0.29	570	.394 (10.0)	.630 (16.0)	.197 (5.0)	.0236 (0.6)
2200	SH222M010ST	0.14	1010	.512 (13.0)	.787 (20.0)	.197 (5.0)	.0236 (0.6)
3300	SH332M010ST	0.10	1220	.512 (13.0)	.984 (25.0)	.197 (5.0)	.0315 (0.8)
4700	SH472M010ST	0.08	1410	.630 (16.0)	.984 (25.0)	.295 (7.5)	.0315 (0.8)
<b>16 Vdc (20 Volts Surge)</b>							
33	SH330M016ST	7.24	70	.197 (5.0)	.433 (11.0)	.079 (2.0)	.0197 (0.5)
47	SH470M016ST	5.08	85	.197 (5.0)	.433 (11.0)	.079 (2.0)	.0197 (0.5)
100	SH101M016ST	2.39	135	.236 (6.0)	.433 (11.0)	.098 (2.5)	.0197 (0.5)
220	SH221M016ST	1.09	235	.315 (8.0)	.453 (11.5)	.138 (3.5)	.0236 (0.6)
330	SH331M016ST	0.72	285	.315 (8.0)	.453 (11.5)	.138 (3.5)	.0236 (0.6)
470	SH471M016ST	0.51	395	.394 (10.0)	.472 (12.0)	.197 (5.0)	.0236 (0.6)
1000	SH102M016ST	0.24	700	.394 (10.0)	.787 (20.0)	.197 (5.0)	.0236 (0.6)
2200	SH222M016ST	0.12	1150	.512 (13.0)	.984 (25.0)	.197 (5.0)	.0315 (0.8)
3300	SH332M016ST	0.09	1350	.630 (16.0)	.984 (25.0)	.295 (7.5)	.0315 (0.8)
4700	SH472M016ST	0.36	1560	.630 (16.0)	1.26 (32.0)	.295 (7.5)	.0315 (0.8)
<b>25 Vdc (32 Volts Surge)</b>							
10	SH100M025ST	21.23	39	.197 (5.0)	.433 (11.0)	.079 (2.0)	.0197 (0.5)
22	SH220M025ST	9.65	60	.197 (5.0)	.433 (11.0)	.079 (2.0)	.0197 (0.5)
33	SH330M025ST	6.43	75	.197 (5.0)	.433 (11.0)	.079 (2.0)	.0197 (0.5)
47	SH470M025ST	4.52	90	.197 (5.0)	.433 (11.0)	.079 (2.0)	.0197 (0.5)
100	SH101M025ST	2.12	145	.236 (6.0)	.433 (11.0)	.098 (2.5)	.0197 (0.5)
220	SH221M025ST	0.97	250	.394 (10.0)	.472 (12.0)	.197 (5.0)	.0236 (0.6)
330	SH331M025ST	0.64	355	.394 (10.0)	.472 (12.0)	.197 (5.0)	.0236 (0.6)
470	SH471M025ST	0.45	470	.394 (10.0)	.630 (16.0)	.197 (5.0)	.0236 (0.6)
1000	SH102M025ST	0.21	855	.512 (13.0)	.787 (20.0)	.197 (5.0)	.0236 (0.6)
2200	SH222M025ST	0.11	1230	.630 (16.0)	.984 (25.0)	.295 (7.5)	.0315 (0.8)
3300	SH332M025ST	0.08	1450	.630 (16.0)	1.26 (32.0)	.295 (7.5)	.0315 (0.8)
4700	SH472M025ST	0.07	1690	.709 (18.0)	1.40 (36.0)	.295 (7.5)	.0315 (0.8)

# Type SH 105 °C Radial Leaded Aluminum Electrolytic Capacitors

## Ratings

Cap ( $\mu$ F)	Catalog Part Number	Max ESR 120 Hz 25 °C ( $\Omega$ )	Max Ripple 120 Hz 105 °C (mA)	Size in. (mm)			
				Diameter (D)	Length (L)	Lead Space (S)	Lead Dia. (d)
<b>35 Vdc (44 Volts Surge)</b>							
10	SH100M035ST	18.58	40	.197 (5.0)	.433 (11.0)	.079 (2.0)	.0197 (0.5)
22	SH220M035ST	8.44	65	.236 (6.0)	.433 (11.0)	.098 (2.5)	.0197 (0.5)
33	SH330M035ST	5.63	85	.236 (6.0)	.433 (11.0)	.098 (2.5)	.0197 (0.5)
47	SH470M035ST	3.95	115	.236 (6.0)	.433 (11.0)	.138 (3.5)	.0197 (0.5)
100	SH101M035ST	1.86	190	.315 (8.0)	.453 (11.5)	.138 (3.5)	.0236 (0.6)
220	SH221M035ST	0.84	315	.394 (10.0)	.472 (12.0)	.197 (5.0)	.0236 (0.6)
330	SH331M035ST	0.56	440	.394 (10.0)	.630 (16.0)	.197 (5.0)	.0236 (0.6)
470	SH471M035ST	0.40	580	.512 (13.0)	.787 (20.0)	.197 (5.0)	.0236 (0.6)
1000	SH102M035ST	0.19	995	.512 (13.0)	.984 (25.0)	.197 (5.0)	.0315 (0.8)
2200	SH222M035ST	0.10	1450	.630 (16.0)	1.26 (32.0)	.295 (7.5)	.0315 (0.8)
3300	SH332M035ST	0.07	1660	.709 (18.0)	1.40 (36.0)	.295 (7.5)	.0315 (0.8)
<b>50 Vdc (63 Volts Surge)</b>							
0.47	SHR47M050ST	338.80	7.0	.197 (5.0)	.433 (11.0)	.079 (2.0)	.0197 (0.5)
1.0	SH010M050ST	159.24	12.0	.197 (5.0)	.433 (11.0)	.079 (2.0)	.0197 (0.5)
2.2	SH2R2M050ST	72.38	18.0	.197 (5.0)	.433 (11.0)	.079 (2.0)	.0197 (0.5)
3.3	SH3R3M050ST	48.25	25.0	.197 (5.0)	.433 (11.0)	.079 (2.0)	.0197 (0.5)
4.7	SH4R7M050ST	33.88	30.0	.197 (5.0)	.433 (11.0)	.079 (2.0)	.0197 (0.5)
10	SH100M050ST	15.92	50.0	.197 (5.0)	.433 (11.0)	.079 (2.0)	.0197 (0.5)
22	SH220M050ST	7.24	75.0	.197 (5.0)	.433 (11.0)	.079 (2.0)	.0197 (0.5)
33	SH330M050ST	4.83	105.0	.236 (6.0)	.433 (11.0)	.098 (2.5)	.0197 (0.5)
47	SH470M050ST	3.39	125.0	.315 (8.0)	.453 (11.5)	.138 (3.5)	.0197 (0.5)
100	SH101M050ST	1.59	210.0	.394 (10.0)	.472 (12.0)	.197 (5.0)	.0236 (0.6)
220	SH221M050ST	0.72	400.0	.394 (10.0)	.630 (16.0)	.197 (5.0)	.0236 (0.6)
330	SH331M050ST	0.48	535.0	.394 (10.0)	.787 (20.0)	.197 (5.0)	.0236 (0.6)
470	SH471M050ST	0.34	730.0	.512 (13.0)	.787 (20.0)	.197 (5.0)	.0236 (0.6)
1000	SH102M050ST	0.16	1110.0	.630 (16.0)	.984 (25.0)	.295 (7.5)	.0315 (0.8)
2200	SH222M050ST	0.08	1530.0	.709 (18.0)	1.40 (36.0)	.295 (7.5)	.0315 (0.8)
<b>63 Vdc (79 Volts Surge)</b>							
4.7	SH4R7M063ST	28.23	34	.197 (5.0)	.433 (11.0)	.079 (2.0)	.0197 (0.5)
10	SH100M063ST	13.27	55	.197 (5.0)	.433 (11.0)	.079 (2.0)	.0197 (0.5)
22	SH220M063ST	6.03	90	.236 (6.0)	.433 (11.0)	.138 (3.5)	.0197 (0.5)
33	SH330M063ST	4.02	110	.315 (8.0)	.453 (11.5)	.138 (3.5)	.0197 (0.5)
47	SH470M063ST	2.82	155	.315 (8.0)	.453 (11.5)	.138 (3.5)	.0236 (0.6)
100	SH101M063ST	1.33	260	.394 (10.0)	.472 (12.0)	.197 (5.0)	.0236 (0.6)
220	SH221M063ST	0.60	460	.394 (10.0)	.787 (20.0)	.197 (5.0)	.0236 (0.6)
330	SH331M063ST	0.40	650	.512 (13.0)	.787 (20.0)	.197 (5.0)	.0236 (0.6)
470	SH471M063ST	0.28	800	.512 (13.0)	.984 (25.0)	.295 (7.5)	.0315 (0.8)
1000	SH102M063ST	0.13	1200	.630 (16.0)	1.26 (32.0)	.295 (7.5)	.0315 (0.8)
<b>100 Vdc (300 Volts Surge)</b>							
0.47	SHR47M100ST	282.33	10	.197 (5.0)	.433 (11.0)	.079 (2.0)	.0197 (0.5)
1.0	SH010M100ST	132.70	15	.197 (5.0)	.433 (11.0)	.079 (2.0)	.0197 (0.5)
2.2	SH2R2M100ST	60.32	22	.197 (5.0)	.433 (11.0)	.079 (2.0)	.0197 (0.5)
3.3	SH3R3M100ST	40.21	29	.197 (5.0)	.433 (11.0)	.079 (2.0)	.0197 (0.5)
4.7	SH4R7M100ST	28.23	37	.197 (5.0)	.433 (11.0)	.079 (2.0)	.0197 (0.5)
10.0	SH100M100ST	13.27	65	.236 (6.0)	.433 (11.0)	.138 (3.5)	.0197 (0.5)

# Type SH 105 °C Radial Leaded Aluminum Electrolytic Capacitors

## Ratings

Cap ( $\mu$ F)	Catalog Part Number	Max ESR 120 Hz 25 °C ( $\Omega$ )	Max Ripple 120 Hz 105 °C (mA)	Size in. (mm)			
				Diameter (D)	Length (L)	Lead Space (S)	Lead Dia. (d)
<b>* 100 Vdc (300 Volts Surge)</b>							
22.0	SH220M100ST	6.03	115	.315 (8.0)	.453 (11.5)	.138 (3.5)	.0236 (0.6)
33.0	SH330M100ST	4.02	160	.394 (10.0)	.472 (12.0)	.197 (5.0)	.0236 (0.6)
47.0	SH470M100ST	2.82	210	.394 (10.0)	.630 (16.0)	.197 (5.0)	.0236 (0.6)
100.0	SH101M100ST	1.33	385	.512 (13.0)	.787 (20.0)	.197 (5.0)	.0236 (0.6)
220.0	SH221M100ST	0.60	590	.630 (16.0)	.984 (25.0)	.295 (7.5)	.0315 (0.8)
330.0	SH331M100ST	0.40	720	.630 (16.0)	.984 (25.0)	.295 (7.5)	.0315 (0.8)
470.0	SH471M100ST	0.28	875	.630 (16.0)	1.26 (32.0)	.295 (7.5)	.0315 (0.8)
<b>* 160 Vdc (200 Volts Surge)</b>							
1.0	SH010M160ST	199.04	17	.197 (5.0)	.433 (11.0)	.079 (2.0)	.0197 (0.5)
2.2	SH2R2M160ST	90.47	25	.236 (6.0)	.433 (11.0)	.098 (2.5)	.0197 (0.5)
3.3	SH3R3M160ST	60.32	36	.315 (8.0)	.453 (11.5)	.138 (3.5)	.0236 (0.6)
4.7	SH4R7M160ST	42.35	43	.315 (8.0)	.453 (11.5)	.138 (3.5)	.0236 (0.6)
10	SH100M160ST	19.90	70	.394 (10.0)	.472 (12.0)	.197 (5.0)	.0236 (0.6)
22	SH220M160ST	9.05	130	.394 (10.0)	.787 (20.0)	.197 (5.0)	.0236 (0.6)
33	SH330M160ST	6.03	180	.512 (13.0)	.787 (20.0)	.197 (5.0)	.0236 (0.6)
47	SH470M160ST	4.23	270	.512 (13.0)	.984 (25.0)	.295 (7.5)	.0315 (0.8)
100	SH101M160ST	1.99	330	.630 (16.0)	.984 (25.0)	.295 (7.5)	.0315 (0.8)
<b>* 200 Vdc (250 Volts Surge)</b>							
1.0	SH010M200ST	199.04	17	.236 (6.0)	.433 (11.0)	.098 (2.5)	.0197 (0.5)
2.2	SH2R2M200ST	90.47	25	.315 (8.0)	.433 (11.0)	.138 (3.5)	.0197 (0.5)
3.3	SH3R3M200ST	60.32	36	.315 (8.0)	.453 (11.5)	.138 (3.5)	.0236 (0.6)
4.7	SH4R7M200ST	42.35	50	.394 (10.0)	.472 (12.0)	.197 (5.0)	.0236 (0.6)
10	SH100M200ST	19.90	80	.394 (10.0)	.630 (16.0)	.197 (5.0)	.0236 (0.6)
22	SH220M200ST	9.05	140	.394 (10.0)	.787 (20.0)	.197 (5.0)	.0236 (0.6)
33	SH330M200ST	6.03	190	.512 (13.0)	.984 (25.0)	.197 (5.0)	.0236 (0.6)
47	SH470M200ST	4.23	220	.512 (13.0)	.984 (25.0)	.197 (5.0)	.0236 (0.6)
100	SH101M200ST	1.99	335	.630 (16.0)	1.26 (32.0)	.295 (7.5)	.0315 (0.8)
<b>* 250 Vdc (300 Volts Surge)</b>							
1.0	SH010M250ST	199.04	17	.236 (6.0)	.433 (11.0)	.138 (3.5)	.0197 (0.5)
2.2	SH2R2M250ST	90.47	29	.315 (8.0)	.453 (11.5)	.138 (3.5)	.0236 (0.6)
3.3	SH3R3M250ST	60.32	42	.394 (10.0)	.472 (12.0)	.197 (5.0)	.0236 (0.6)
4.7	SH4R7M250ST	42.35	50	.394 (10.0)	.472 (12.0)	.197 (5.0)	.0236 (0.6)
10	SH100M250ST	19.90	88	.394 (10.0)	.787 (20.0)	.197 (5.0)	.0236 (0.6)
22	SH220M250ST	9.05	155	.512 (13.0)	.984 (25.0)	.197 (5.0)	.0236 (0.6)
33	SH330M250ST	6.03	190	.512 (13.0)	.984 (25.0)	.197 (5.0)	.0236 (0.6)
47	SH470M250ST	4.23	230	.630 (16.0)	.984 (25.0)	.295 (7.5)	.0315 (0.8)
100	SH101M250ST	1.99	340	.709 (18.0)	1.40 (36.0)	.295 (7.5)	.0315 (0.8)
<b>* 400 Vdc (450 Volts Surge)</b>							
22	SH220M400ST	12.06	110	.630 (16.0)	.984 (25.0)	.295 (7.5)	.0315 (0.8)
<b>* 450 Vdc (500 Volts Surge)</b>							
10.0	SH100M450ST	26.54	80	.512 (13.0)	.984 (25.0)	.197 (5.0)	.0236 (0.6)

\* Over 160 Vdc the ripple is measured at 85 °C